

Programming Instructions



A User Code is used to unlock the door while a Mastercode is a password for making changes to the lock features.

▶ **START**

First, we need to confirm your lock is "ready" to be programmed.

To be sure, **let's reset your lock.**

▶ **Step 1:**

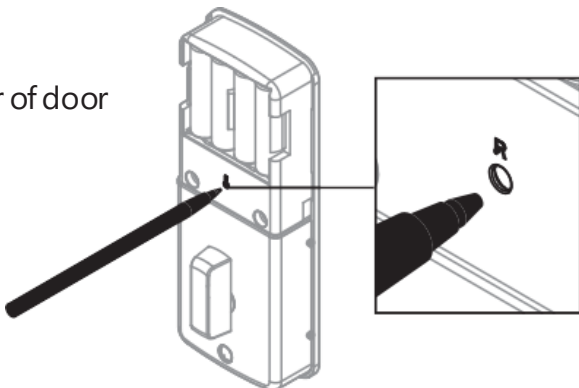
Reset your lock to original settings

1. Make sure the lock is in the unlocked position.
2. Remove the battery cover.
3. Press and hold the "Reset" button for 5 seconds. You will hear 3 long beeps after the 5 seconds is completed indicating the lock has been reset.





You will reset your User Code to 1-2-3-4 and Mastercode to 0-0-0-0 when the reset is complete.

Interior of door



Step 2:

Set locking and unlocking direction

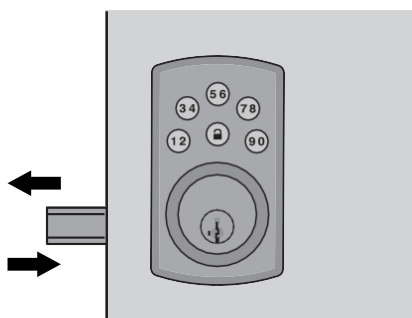
1. Make sure the door is open and in the unlocked position.
2. Press 0 – 0 – 0 – 0 –  – 0 – 

Note: Each button represents two numbers (i.e. ONLY push the button once for 0). If you incorrectly enter the code, wait 10 seconds until you hear three beeps. Then you can try again.



You may or may not see your keypad light up orange during this step. Either way, complete the step.


3. If the step was completed correctly, the latch bolt will extend out and retract back in completely.

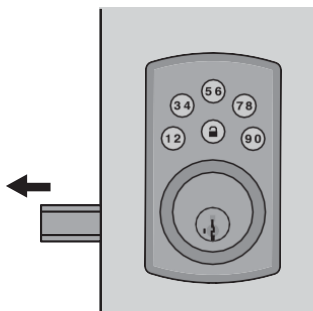



The lock will also beep twice and the keypad will flash Green when the step is successful.

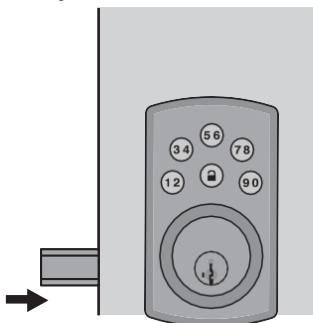
Step 3:

Test the Lock

1. Make sure the door is open and in the unlocked position.
2. Press 
3. The latch will extend fully to the lock position and end with one beep and the keypad will turn off.





4. Enter 1 - 2 - 3 - 4 - 
5. The latch will retract fully in the unlock position and end with one beep and the keypad will turn off.






Step 4:

Delete all User Codes

1. Make sure the door is open and in the unlocked position.
2. Enter the default Master Code 0 - 0 - 0 - 0 -  - 5 - 
3. The lock will beep twice and the keypad will flash **Green**.




▶ Step 5:

Program User Codes

1. Make sure the door is open and in the unlocked position.
2. Enter the default Master Code 0 – 0 – 0 – 0 –  – 1 – 
3. Enter a 4 to 10 digit code and press 
4. The lock will beep twice and the keypad will flash **Green**.

▶ Step 6:

Change the Default Mastercode

1. Make sure the door is open and in the unlocked position.
2. Enter the default Master Code 0 – 0 – 0 – 0 –  – 7 – 
3. Enter a 4 to 10 digit code and press 
4. The lock will beep twice and the keypad will flash **Green**.

If you need further assistance, please call us back at 1-800-327-LOCK (5625).