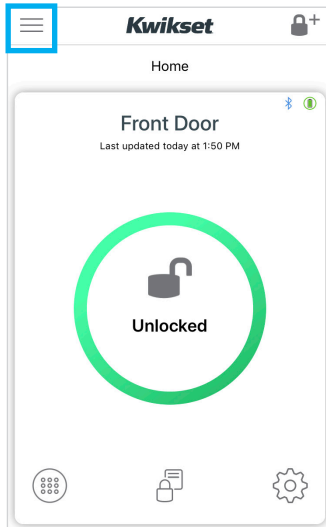
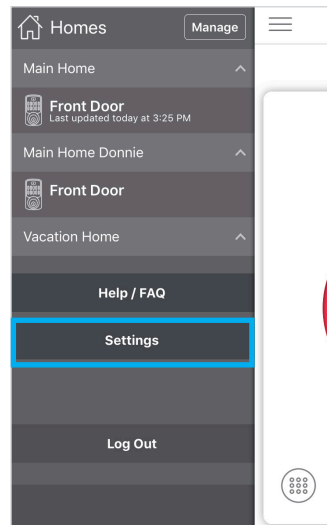


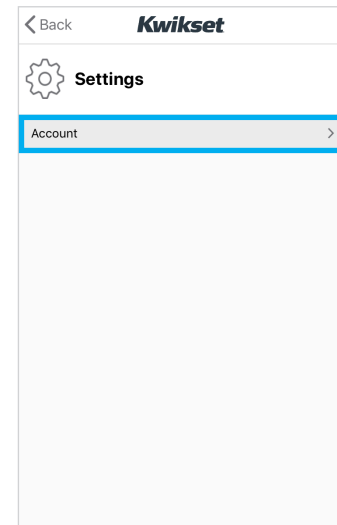
- 1 Tap in the upper left corner.



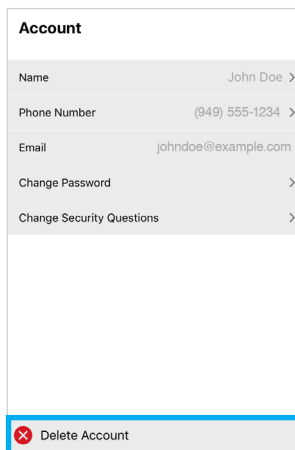
- 2 Tap "Settings."



- 3 Tap "Account."



- 4 Tap "Delete Account."
Once deleted, the email address and mobile phone number associated with this account can be used to create a new account.



Note: All account information including, but not limited to, email, name, mobile phone number, Homes, locks, and shares will be permanently deleted and cannot be recovered.